

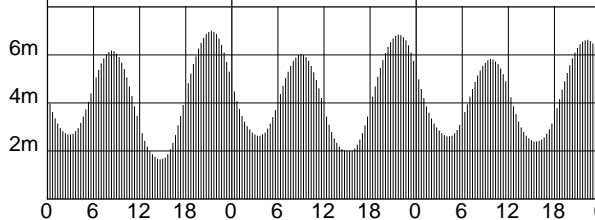
TIDE PREDICTIONS FOR DARWIN

JANUARY – 2009

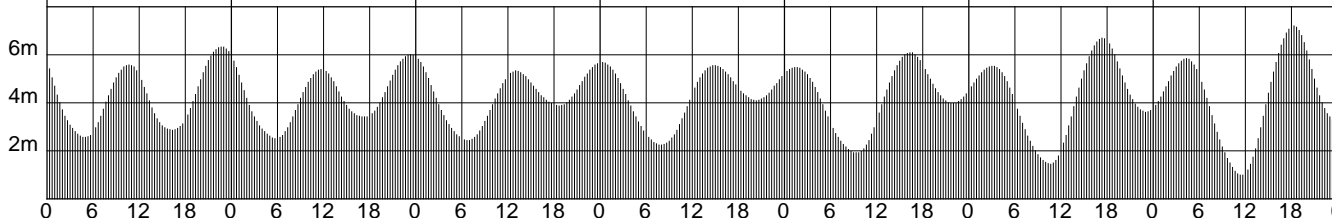
AUSTRALIAN CENTRAL STANDARD TIME

SUNDAY MONDAY TUESDAY WEDNESDAY THURSDAY FRIDAY SATURDAY

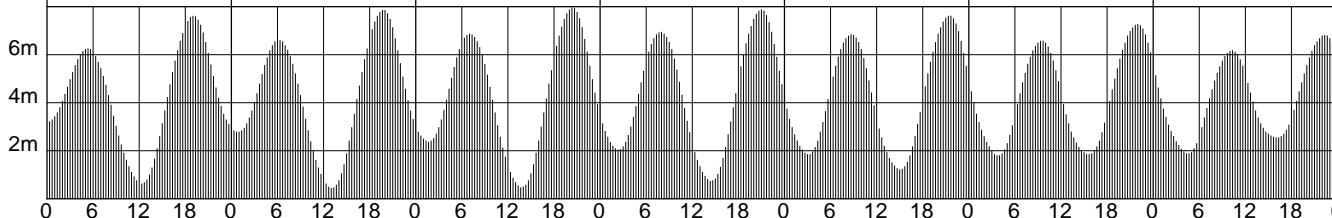
1	0254 2.66 0822 6.15 1443 1.63 2121 6.98	2	0332 2.61 0901 6.00 1510 1.95 2146 6.82	3	0415 2.58 0946 5.80 1539 2.37 2214 6.61
----------	--------------------------------------------------	----------	--------------------------------------------------	----------	--------------------------------------------------



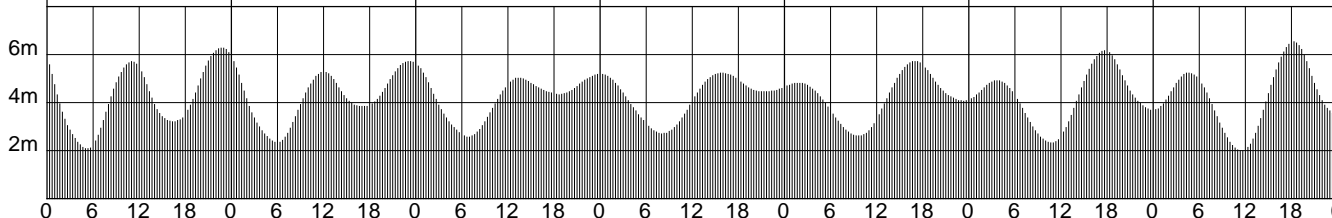
4	0500 2.55 1041 5.58 1617 2.86 2244 6.32	5	0548 2.50 1145 5.39 1715 3.40 2321 6.00	6	0645 2.42 1305 5.32 1836 3.88	7	0013 5.68 0800 2.24 1452 5.54 2020 4.09	8	0130 5.46 0922 1.91 1622 6.09 2154 3.96	9	0305 5.52 1031 1.45 1725 6.69 2305 3.61	10	0418 5.84 1130 0.98 1817 7.21
----------	--------------------------------------------------	----------	--------------------------------------------------	----------	-------------------------------------	----------	--------------------------------------------------	----------	--------------------------------------------------	----------	--------------------------------------------------	-----------	-------------------------------------



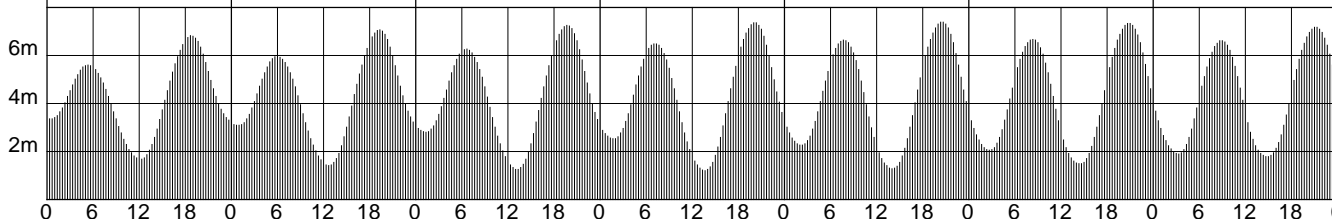
11	0001 3.19 0516 6.24 1220 0.62 1904 7.61	12	0052 2.76 0610 6.61 1306 0.43 1946 7.86	13	0139 2.36 0701 6.85 1348 0.46 2025 7.94	14	0224 2.03 0753 6.93 1429 0.72 2059 7.86	15	0307 1.83 0843 6.83 1505 1.20 2130 7.62	16	0350 1.77 0930 6.56 1538 1.84 2158 7.25	17	0432 1.86 1016 6.16 1605 2.53 2221 6.79
-----------	--------------------------------------------------	-----------	--------------------------------------------------	-----------	--------------------------------------------------	-----------	--------------------------------------------------	-----------	--------------------------------------------------	-----------	--------------------------------------------------	-----------	--------------------------------------------------



18	0515 2.06 1105 5.70 1627 3.21 2244 6.27	19	0559 2.32 1203 5.28 1706 3.84 2312 5.72	20	0652 2.57 1326 5.02 1845 4.33 2359 5.18	21	0806 2.70 1552 5.22 2115 4.44	22	0155 4.81 0937 2.60 1701 5.72 2321 4.06	23	0341 4.91 1045 2.32 1743 6.16	24	0000 3.68 0438 5.23 1131 1.98 1817 6.53
-----------	--------------------------------------------------	-----------	--------------------------------------------------	-----------	--------------------------------------------------	-----------	-------------------------------------	-----------	--------------------------------------------------	-----------	-------------------------------------	-----------	--------------------------------------------------



25	0029 3.36 0520 5.60 1209 1.67 1849 6.82	26	0053 3.08 0557 5.96 1242 1.42 1918 7.06	27	0116 2.80 0633 6.27 1311 1.26 1945 7.25	28	0143 2.52 0709 6.50 1338 1.21 2010 7.36	29	0212 2.26 0744 6.64 1402 1.28 2032 7.39	30	0243 2.04 0819 6.68 1426 1.47 2052 7.33	31	0315 1.90 0855 6.62 1449 1.79 2111 7.18
-----------	--------------------------------------------------	-----------	--------------------------------------------------	-----------	--------------------------------------------------	-----------	--------------------------------------------------	-----------	--------------------------------------------------	-----------	--------------------------------------------------	-----------	--------------------------------------------------



© Copyright: Commonwealth of Australia 2007, Bureau of Meteorology (ABN 92 637 533 532)

Disclaimer: These tide predictions are supplied in good faith and believed to be correct.

No warranty is given in respect to errors, omissions, or suitability for any purpose.